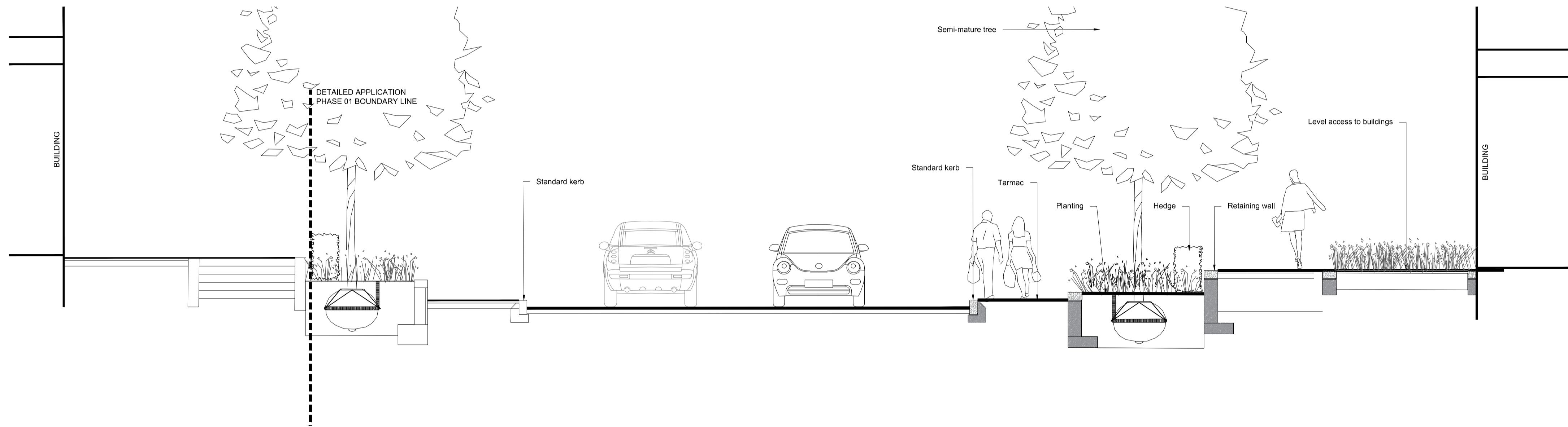
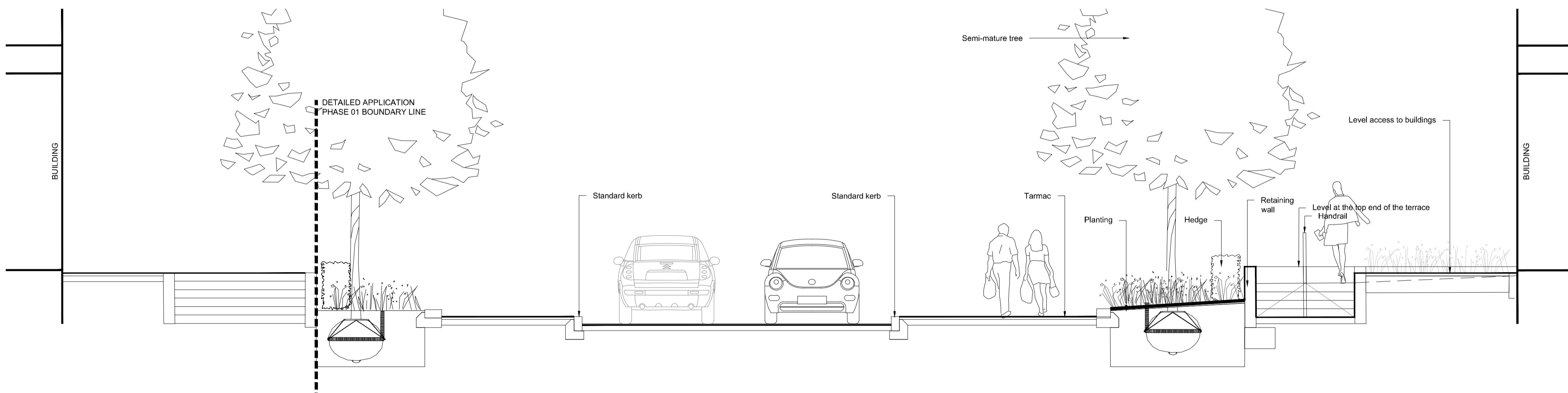


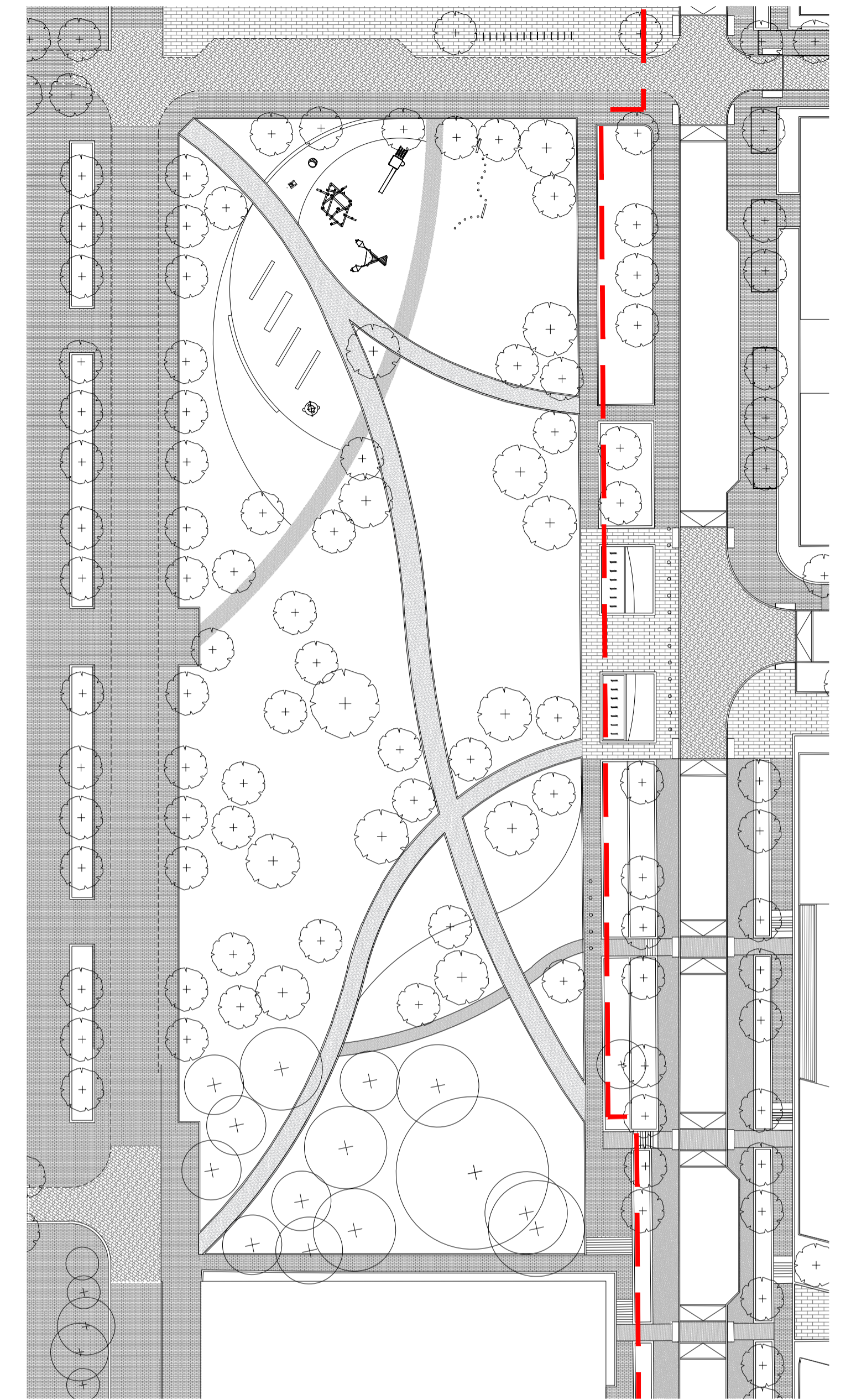
ELEVATION AA



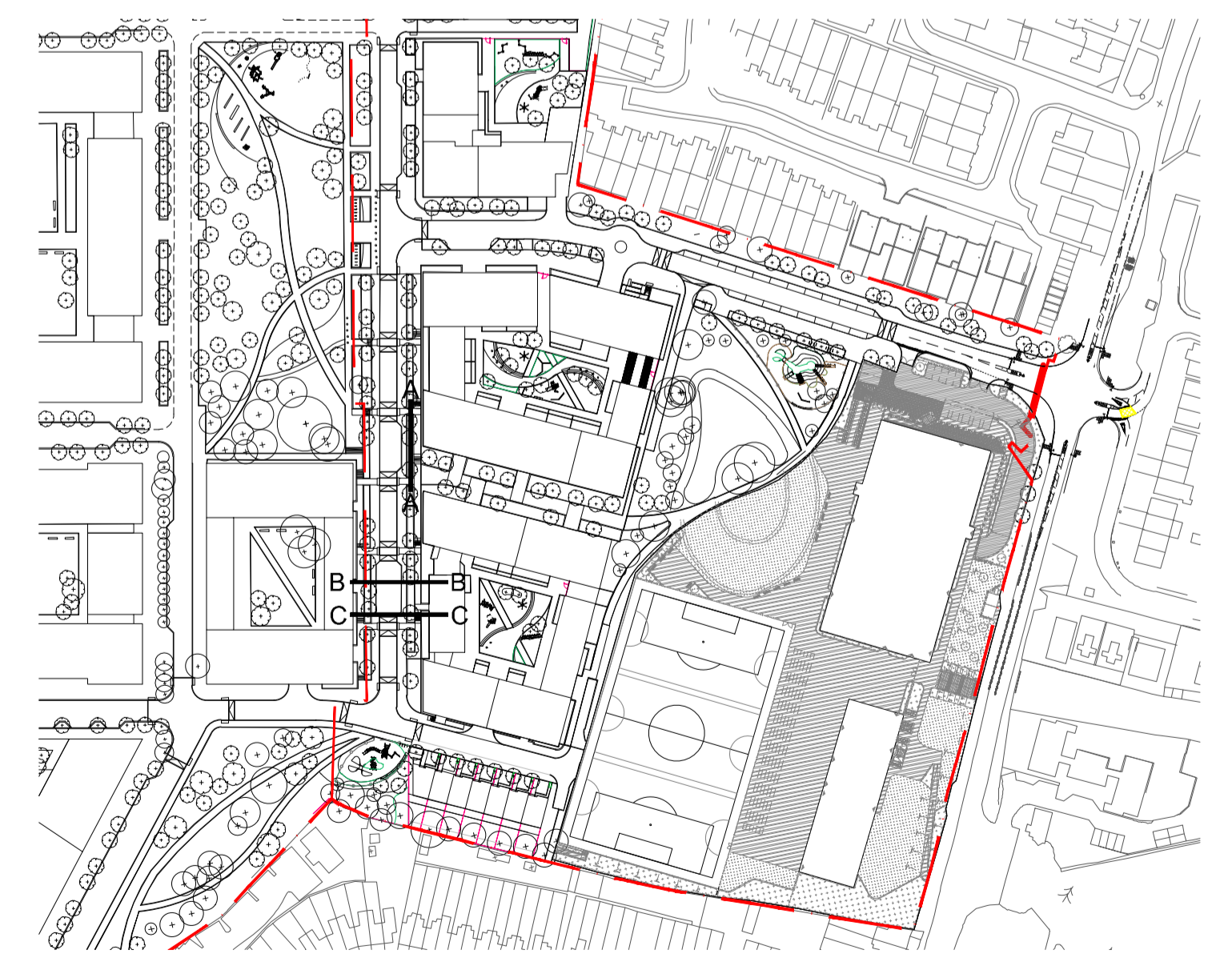
SECTION BB



SECTION CC



PLAN: PARKWAY (1:500)



KEY PLAN (1:2000)

20 July 2021 - 10:30am (1:11:10) Royal Brunswick Park CAD Drawing/OUTLINE PLANNING/HEA1140-RBP-LA-0004.dwg

NOTES:
This drawing is the copyright of Hyland Edger Driver. It must not be copied or reproduced without written consent. Only figured dimensions are to be taken from this drawing. All contractors must visit the site and be responsible for taking and checking all dimensions related to the works shown on this drawing.

SAFETY, HEALTH AND ENVIRONMENT INFORMATION:
Unusual residual hazards / risks, based on experience and competent working to approved method statements.

UNUSUAL RISKS	REVISIONS
Construction: Unusual Risks (Nil)/No unusual risks	
Operations: Unusual Risks (Nil)/No unusual risks	
Maintenance: Unusual Risks (Nil)/No unusual risks	
Demolition/Dismantling: Unusual Risks (Nil)/No unusual risks	

REVISIONS	REVISIONS

REVISIONS	REVISIONS

REVISIONS	REVISIONS

REVISIONS	REVISIONS
Rev 00 (28/06/2021)	Issued for Planning

DATE: 28.06.21	DRAWN BY: JSW	CHECKED BY: DC
DRAWING STATUS: PLANNING	SCALE: @ A1/A3	1:50
PROJECT: Royal Brunswick Park		
DRAWING TITLE: Landscape Sections: The Parkway		
DRAWING NUMBER: HED-1140-RBP-LA-1004		
REVISION: 00		

CLIENT
COMER GROUP

HYLAND EDGER DRIVER
Landscape Architects & Urban Designers
London & Winchester

Waterloo Court, 10 Theed Street London SE1 8ST
One Wexsex Way, Colden Common Winchester SO21 1WG

L 020 7803 9636
L 01962 711 900